

## Installing Patriot Drivers

This guide will discuss how to install OBSS Patriot drivers on Windows 7. An internet connection is required for this process as the drivers will be downloaded from the internet.

**Note:** This guide will work with Windows 8 but instructions may vary slightly.

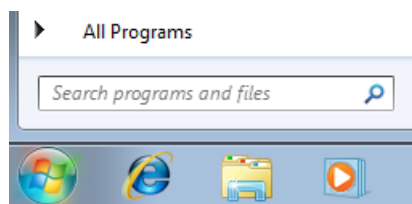
### Download and save the drivers to your desktop

Click the following link and save the drivers to your desktop:  
<http://academy.ottobockus.com/software/OBSS/Patriot.zip>

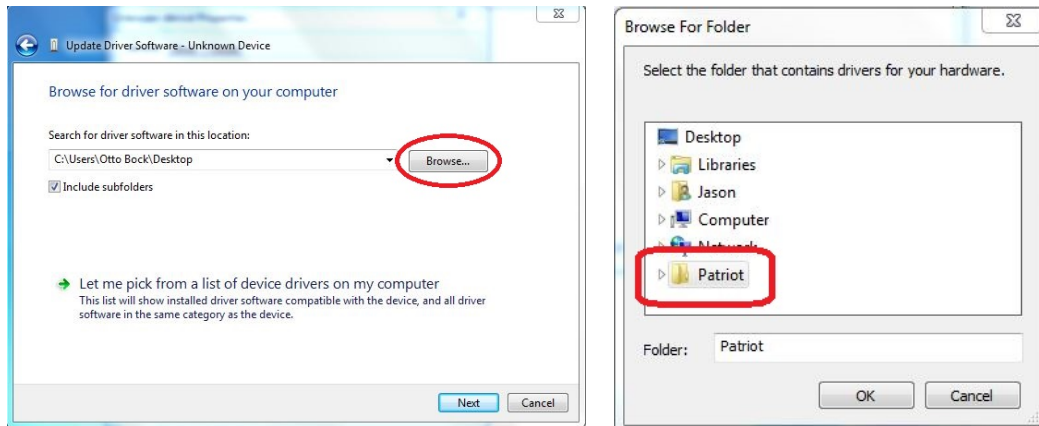
Once the drivers are saved to the desktop, we will then need to unzip the drivers. Right click on the Patriot zip file on your desktop and select Extract All. You will then be prompted to select a folder to extract the files to. Click the browse button, click Desktop, and then click the OK button. Click the Extract button to unzip the file.

### Installing Patriot Drivers

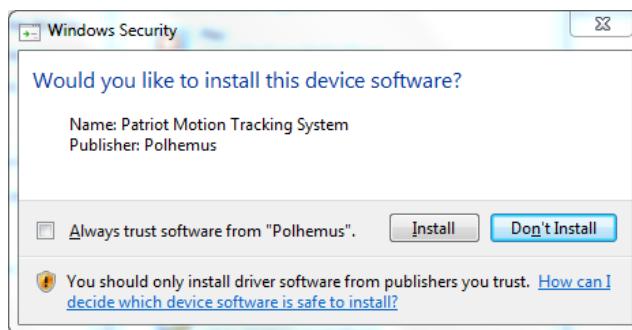
- Plug the Patriot system into a USB port
- Turn the Patriot 'ON'
- Open the Device Manager
  - Click the Start button 
  - In *Search programs and files* type 'device manager' and hit the Enter key



- In the Device Manager navigate to and open *Other devices*
  - If the Patriot system is not installed, it will be located under *Other devices* as an **Unknown device** or **Patriot 2.0**. Double left click *Unknown device* or *Patriot 2.0*.
  - Click the **Update Driver** button
  - Click on **Browse my computer for driver software**
  - In the browse window, click the browse button and navigate to the Patriot folder on the Desktop. Click OK. (see screenshots)



- Click the Next button
- If a Windows Security message is displayed, click Install.



- When the driver is finished installing click the Close button.
- Click Close again and you will be back to the Device Manager.
- Check the Device Manager again to see if anything shows up under *Other devices*. If so, you will have to repeat the process above for the **Unknown device** or **Patriot 2.0**.
- After the drivers are installed the light on the Patriot will turn green. If not, turn the Patriot off and back on again. Once the light is green connect using the OBSS software.

Please contact Ottobock at 800-328-4058 with any further questions.